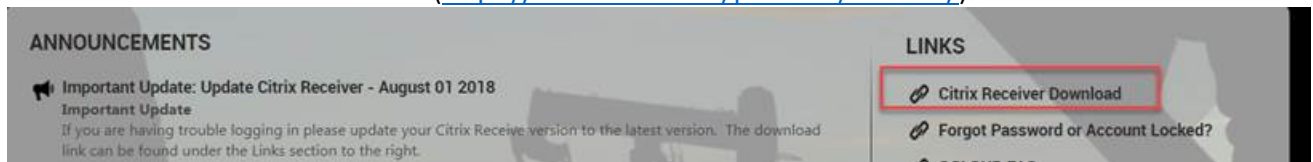


Quorum Citrix Receiver Update

- 1) Browse to AMID Qcloud portal (<https://qcctx02.qbsol.com/Citrix/qcctx02Web/>) and click on “Citrix Receiver Download” (<https://www.citrix.com/products/receiver/>)

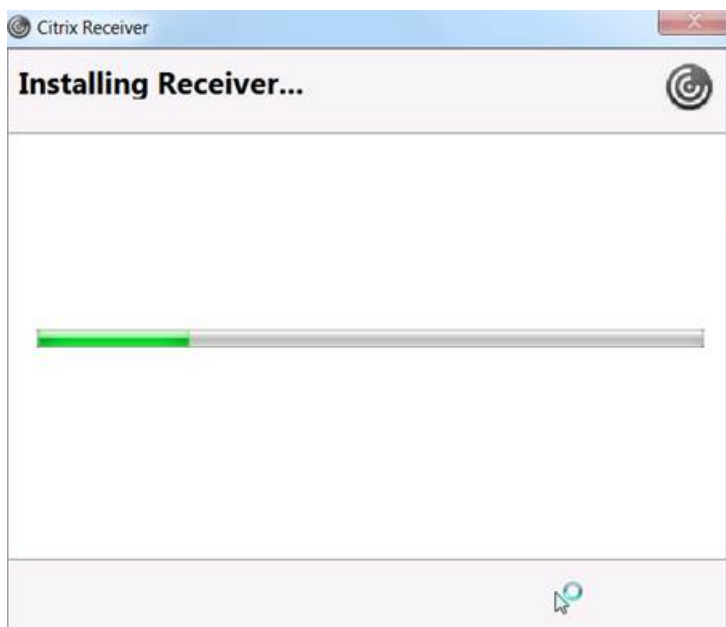


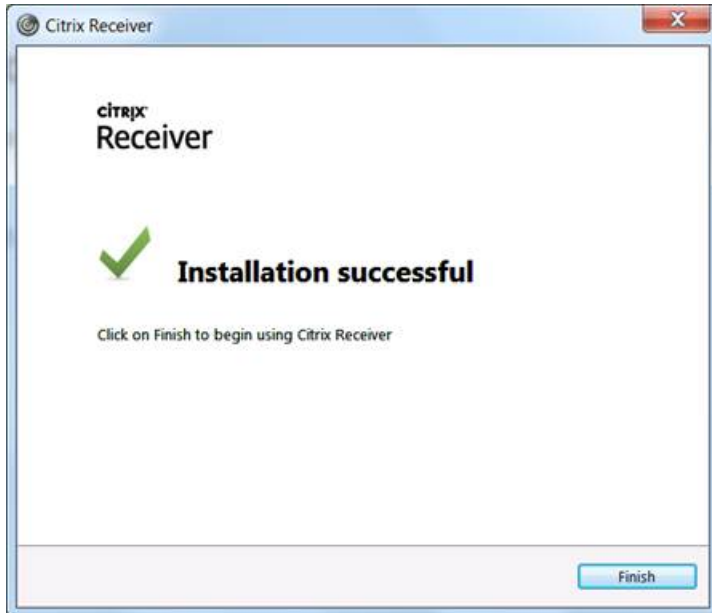
- 2) Click on “Download Receiver for Windows”



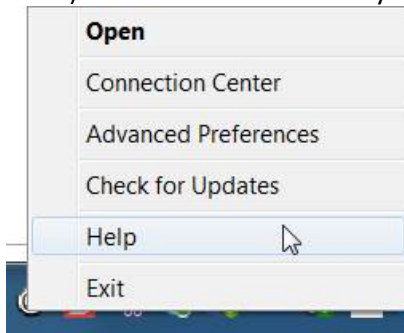
- 3) Once Downloaded then open the file and follow the prompts







4) Confirm version from system tray:



Citrix Receiver for Windows 4.12

Citrix Receiver provides access to virtual desktops and apps from any device, making it easy to work from anywhere. Receiver is secure, easy to use, and consistent across devices.

Note: Your administrator might not give you access to all features described in these topics.

5) **Optional:** Download the update to "Fix to enable Receiver auto-update"
https://www.citrix.com/downloads/citrix-receiver/windows/receiver-for-windows-latest.html#downloadcomponent_co



For me it was up-to date already

